

“IT’S TIME FOR MAKING MEMORIES, TRYING NEW THINGS, AND EMBRACING NEW EXPERIENCES THAT ENRICH YOUR LIFE”



ARMY PUBLIC SCHOOL MIRAN SAHIB
SUMMER BREAK ASSIGNMENTS
(SESSION 2024-25)
CLASS III



SUBJECT: ENGLISH

S.NO	SKILL	TOPIC	LEARNING OUTCOME	MARKS
1	WRITING	<p>Cursive strokes and formation help in improving motor skill development and speed in writing among children</p> <p>-Do one page of cursive writing everyday in your note book(30 pages)</p> <p>Word Power</p> <p>- Make a word train of 30 words</p> <p>Eg. – emperor - rotten - nature- elegant</p> <p>HINT: Use the last letter of the previous word to make a new word)</p> <p>(Separate notebook to be maintained)</p>	<p>Student will develop motor skills, and boost their critical reading, and writing skills</p> <p>It will help to improve the vocabulary of the students</p>	10
2	SPEAKING / LISTENING	<p>Common courtesy is a great way to let your elders know they’re special. Even though you’re from different generations, you can still connect with your elders by giving them the respect they deserve.</p> <p>Tell the different things that you can do to show them that they are special and how much you value them.</p> <p>Record a video of 2 minutes.</p>	<p>The students will experience the feeling of respect, compassion and love towards elders.</p>	10

		<p>Watch movie Ferdinand</p> <p>1. Name the bull, hero</p> <p>2. what is the name of his owner?</p> <p>3. Name an odd animal which you want to pet and stick its picture too.</p>		
3	PROJECT	<p>Book Review -Read the story book of “Little Red Riding Hood”.</p> <p>And write the following points:</p> <ol style="list-style-type: none"> 1. Book Title 2. Author 3. Publisher 4. Characters from the story 5. Moral of the story 6. Your favourite character from the story & tell why you like the character.(in a separate notebook) <p>https://images.scholastic.co.uk/assets/a/d3/24/ce-little-red-story-pcp-115014.pdf</p> <p>Also decorate the notebook.</p>	Students will do critical analysis of the book, to evaluate its strengths and weaknesses and to learn what to implement in life.	5

SYLLABUS OF PERIODIC TEST I

S.NO	BOOK	LESSON NO	COURSE BOOK
1	MAIN COURSE BOOK	L-1	I Don't Have A Flower
2	MAIN COURSE BOOK	L-2	THE STORY OF THE AEROPLANE
3	MAIN COURSE BOOK	POEM 1	MY FAMILY
4	GRAMMAR TROVE	L-1	LESSON-1 COMMON NOUN
5	GRAMMAR TROVE	L-2	LESSON-2 PROPER NOUN
6	GRAMMAR TROVE	L-3	LESSON 3 COUNTABLE AND UNCOUNTABLE NOUN
			SEEN PASSAGE ,CREATIVE WRITING

विषय : हिंदी




क्रम संख्या	कौशल	विषय / गतिविधियाँ	अधिगम प्रतिफल	अंक
१.	कला एकीकृत परियोजना	गुजरात और जम्मू कश्मीर के लोक नृत्य के चित्रों का एक एलबम बनाएँ।	बौद्धिक एवं रचनात्मक चिंतन का विकास	१०
२.	विषय संवर्धन गतिविधियाँ	“मेहनत का फल” कहानी शीर्षक पर अपनी माताजी या पिताजी को कहानी सुनाते हुए एक वीडियो संदेश सहित अपनी विषय अध्यापिका को भेजें।		१०
३.	लेखन	<ul style="list-style-type: none"> ● १ से ३० तक हिंदी में गिनती लिखें ● हिंदी के २० पृष्ठ सुलेख लिखें। 	लेखन क्षमता में विकास	५

आवधिक परीक्षा पाठ्यक्रम – एक
कक्षा : तीसरी

विषय : हिंदी

क्रम संख्या	पाठ्यपुस्तक का नाम	पाठ संख्या	पाठ का नाम
१.	गुंजन हिंदी पाठ माला	१. २. ३.	उपवन के फूल (कविता) रूपा डरी नहीं तीन गुड़ियाँ
२.	व्याकरण वाटिका	१ २	हमारी भाषा वर्ण और शब्द विलोम शब्द (१-१० तक) शब्द रचना
३.	पठन		अपठित गद्यांश
४.	रचनात्मक लेखन		अनुच्छेद लेखन

SUBJECT – MATHEMATICS



S. NO	SKILL	TOPIC	LEARNING OUTCOME	MARKS
1	<p style="text-align: center;">SUBJECT ENRICHMENT ACTIVITIES</p> <p style="text-align: center;">(Creative thinking, Vocabulary, Critical thinking)</p>	<p>Frame 5 story problems of your own on subtraction and solve them in crafty way as one is done for you.</p> 	Learner will be able to comprehend his/her imagination	10
2	<p style="text-align: center;">ART INTEGRATED ACTIVITY</p> <p style="text-align: center;">(Creativity, Recognition)</p>	<p>Draw various shapes using Gujarati tribal art form.</p> 	Learner will be able to draw various patterns and also get the knowledge of Gujrat art form	5
3	<p style="text-align: center;">PROJECT</p> <p style="text-align: center;">(Problem solving, Creative thinking, Analysis)</p>	<p>Name of project: Addition on number line.</p> <p>Material Required: Cardboard, thread, marker, glue and dice, black chart.</p> <p>Procedure: Make road on a cardboard strip , draw number line above the road using thread and two boxes below to place dice with a symbol of addition in between them as shown in the picture. The car should be sliding on the thread to show sum of addends.</p> <p>Reference picture :</p>  <p>Reference Link : https://pin.it/rc2drdGmI</p>	Learner will be able to do addition on number line and also get leaning experience while playing with dice .	10

Note: Revise syllabus of Periodic Test I

Also practice Abacus syllabus for Level II Examination

SYLLABUS OF EVALUATION 1			
S.NO.	NAME OF THE BOOK	CHAPTER NO.	CHAPTER NAME
1	LEARNING MATHS	1	Number and numeration
2		2	Roman Numerals
3		3	Addition
4		4	Subtraction

SUBJECT – EVS

S. NO	SKILL	SUBJECT ACTIVITY	LEARNING OUTCOME	MARKS
1	SUBJECT ENRICHMENT ACTIVITY (Observation, Identification, Exploration)	Watch programmes based on animals on Discovery Channel, Animal Planet or BBC Earth. Write down the most incredible facts about them on an A4 sheet. Also paste their pictures. (Mention Date , Day and Topic also)	Enhances knowledge on various topics from nature, wildlife, psychology and much more. Differentiate between species of animals	10
2	PROJECT (Observation, Identification, Analysis)	<ul style="list-style-type: none"> Make a labour day cube  <ul style="list-style-type: none"> Make a paper bag and write down a slogan on it ' To stop Child Labour' 	Recognizes and names the community helpers and the work they do. Acknowledge the work done by family members and feel gratitude for them. Understand the Dignity of Labour by showing kindness, generosity and moral courage towards all occupations. Criticize the disadvantages of child labour	10
3	ART INTEGRATED ACTIVITIES	Create a Journal on birds  found in Jammu & Kashmir and Gujarat. (It must include index, introduction, Pictures of the birds , Details of the birds etc)	Recognizes and name the birds around them. Classify the birds according to their main characteristics and can observe the beauty of nature in all living things.	5

SYLLABUS OF PERIODIC TEST I

S. NO	NAME OF THE BOOK	Lesson no. and name
1	LET'S EXPLORE OUR ENVIRONMENT	Lesson 1 My Family Lesson 2 Plants around Us Lesson 3 Leaves in our lives Lesson 4 Animal around Us

SUBJECT – COMPUTER

S. NO	SKILL	TOPIC	LEARNING OUTCOMES	MARKS
1	WRITING (Recall, Understand and Remember)	Do below given worksheets and paste it in your computer notebook. Learn and Read Chapter 1 and Chapter 2	Students will be able to recall the topics read in chapter 1 and 2	10
2	SUBJECT ENRICHMENT ACTIVITIES (Knowledge and observation)	Collect the pictures of different types of computer operating system paste them on a A4 size colored sheet with a Title “operating system” and with their names and paste the A4 sheet on computer notebook	Students will be able to understand the use of different operating system in different computers	5
3	PROJECT (Creativity, Skills, Experimentation)	Make a model of one storage device used in computer any one of these- (hard disk, compact disc, pen drive, floppy disk) with the help of waste material and also paste in a small note function of it.	Student will be able to construct the storage device and understand it’s use	5

SYLLABUS OF PERIODIC TEST - I**Chapters:**

1. Computer and its Components
2. Windows Operating System

Holidays Home Work
Worksheet-1

Name : _____ Class III Sec _____ Roll No _____

Q1. Match the following pictures of different operating system with their correct name:

	WINDOWS
	MAC OS
	ANDROID
	LINUX

Q2. Fill in the blanks:

- 1) Language computer can understand is called _____ language.
- 2) _____ Controls all the task given and makes hardware works on the instructions given.
- 3) In short operating system referred as _____.
- 4) The software used to do a specific work is called _____.
- 5) Screen where all the icons are arranged _____.

Holidays Home Work

Worksheet-2

Name: _____ Class III Sec _____ Roll No _____

Q1 Tick the correct answer:

- 1) _____ controls and manages the operation of a computer.
a) Application software b) Operating System c) both of these
- 2) Clicking on the _____ button shuts down the computer.
a) Stand by b) Shut sown c) Restart
- 3) The taskbar is located on the _____ of the desktop.
a) bottom b) top c) none of these

Q2 Answer the following questions:

- 1) Write a short note on components of Windows 10 screen.

- 2) What is the use of a Software?

SUBJECT – GENERAL KNOWLEDGE

S.NO.	SKILL	SUBJECT ACTIVITY	LEARNING OUTCOMES	MARKS
1	PROJECT-Information about Gujarat	Explore the state of Gujarat On a chart give details with the help of pictures on the topics given below i) Cultural Heritage ii) Interesting facts iii) Wildlife iv) Food and Custom	The given assessment will enhance the research skill of students	10

SYLLABUS OF PERIODIC TEST I

SNO	LESSON NO.	LESSON NAME
1	L-1	Animals and their Habitats
2	L-2	Life in the Grasslands
3	L-3	Amazing Birds
4	L-4	Life in Water
5	L-5	First Aid Box
6	L-6	Human Body facts
7	L-7	Rocks and Minerals
8	L-8	Sources of Energy
9	L-9	Farming Equipment
10	L-10	States and Union Territories

